





NAVIGATING TO THE WELLNESS ASSESSMENT DASHBOARD

Once you are logged into Provider Express, you can access the Wellness Assessment Dashboard by hovering over the More tab and clicking Provider Reports.

The screenshot shows the Optum Provider Express web application interface. At the top, there is a navigation bar with the Optum logo, "Provider Express", and several menu items: "Elig & Benefits", "Claims", "Auths", "Appeals", "My Practice Info", and "More". The "More" menu is open, showing options like "Wellness Assessment", "Provider Reports", "Optum Pay", and "PRA". The "Provider Reports" option is circled in red. Below the navigation bar, there is a "Need help? Chat now" button and a chat hours notice. The main content area features a "Welcome to Provider Express!" message and a "Find Member Eligibility & Benefits" section. This section has three tabs: "My Patients", "Member ID Search", and "Name / DOB Search". The "Member ID Search" tab is active, showing a search form with fields for "Member ID*", "First Name*", "Group Number", "Date of Birth", and "Date to Check Eligibility*". The "Date to Check Eligibility*" field is pre-filled with "03/30/2022". A "Search" button is located at the bottom of the form.



The Provider Reports Landing Page will open in a new window. If you have access, there will be a Wellness Assessment Dashboard button available. Click it to access the report.





GENERAL WELLNESS ASSESSMENT DASHBOARD HELP AND NAVIGATION TIPS

Use the buttons at the top of the screen to navigate between each page.



If you are viewing as an individual clinician, the Clinician/Group Summary button will say Clinician Summary. If you are viewing as a group provider, the button will say Group Summary.

On the Clinician/Group Summary and Member Detail pages, there is a “Help” button on the panel on the right side. Click the button to access details regarding navigation and details specific to the information being displayed.

Episode Summary

Wellness Assessment Submission (within last 24 months)

Episodes with 1 WA Received	Episodes with 2+ WA Received	Total Episodes

Episodes with 1 Wellness Assessment Received | Episodes with 2+ Wellness Assessments Received | Total Episodes

Navigation

- Home
- Global Distress
- Workplace Presenteeism
- Workplace Absenteeism
- Caregiver Strain
- Clinical Effectiveness

Help

Navigation Tips:
Click on the Menu options running across the screen above the chart and application heading to select:
Clinician/Group Summary provides summary level information related to your practice.
Member Detail will display a list of your members and provide further options which will enable you to view detailed information on individual members and to access digital Wellness Assessment forms.
References will provide information and links including outcomes-informed treatment.
Contact Us will provide details on how to contact OptumHealth should you have questions or comments about Wellness Assessment Dashboard.
Click on the various options in the Panel to the right of the chart to view further information on the option selected.
To view more detailed Navigation Tips and other useful information, click on the Help button in the panel to the right of the chart.





Clinician/Group Summary

This page allows you to view the information from the Wellness Assessments summarized for your clinical practice.

Each domain measured by the Wellness Assessment is listed on the right. By clicking on the domain of interest, you will be able to see summarized mean scores at first and last measurement compared to those of Network clinicians.

Optum
The Wellness Assessment Dashboard

Clinician Summary | Member Detail | References | Contact Us

Within this site you will be able to view summarized outcomes of all your members for whom you have submitted a Wellness Assessment in the past 24 months, as well as the status and progress of each individual member. If any Wellness Assessment episodes were generated for the member, these will also be visible. You can also download Wellness Assessment forms that are pre-populated with a member's information or Wellness Assessments printed with only your name.

Episode Summary

Wellness Assessment Submission (within last 24 months)

Episodes with 1 WA Received	Episodes with 2+ WA Received	Total Episodes
0.0	0.5	1.0

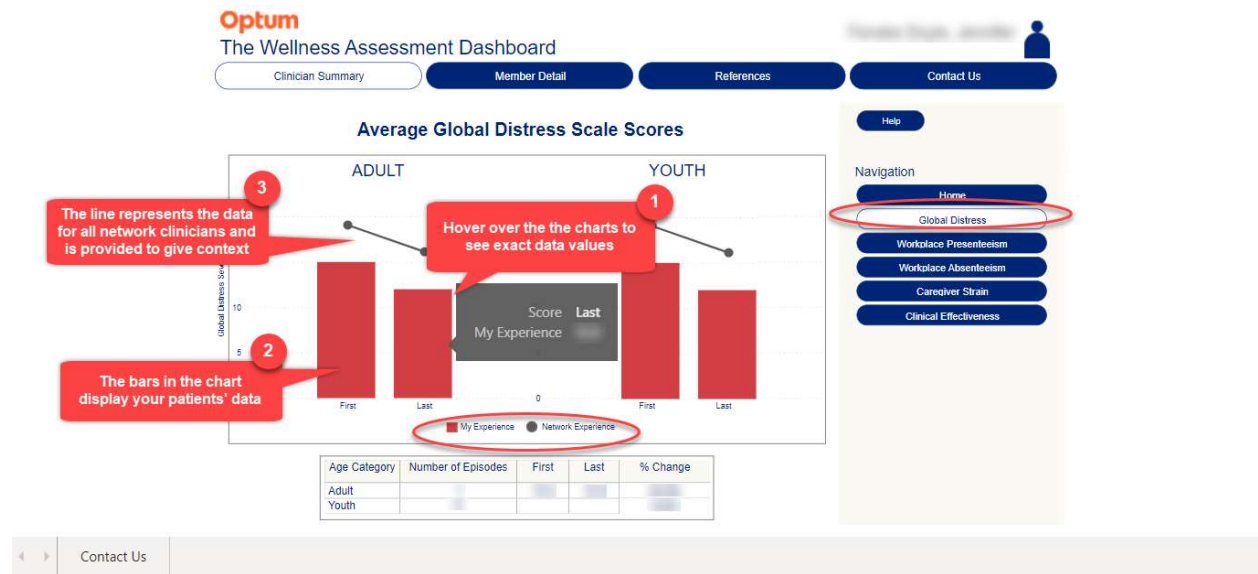
Episodes with 1 Wellness Assessment Received | Episodes with 2+ Wellness Assessments Received | Total Episodes

Navigation:
Home
Global Distress
Workplace Presenteeism
Workplace Absenteeism
Caregiver Strain
Clinical Effectiveness

Navigation Tips:
Click on the Menu options running across the screen above the chart and application heading to select:
Clinician/Group Summary provides summary level information related to your practice.
Member Detail will display a list of your members and provide further options which will enable you to view detailed information on individual members and to access digital Wellness Assessment forms.
References will provide information and links including outcomes-informed treatment.
Contact Us will provide details on how to contact OptumHealth should you have questions or comments about Wellness Assessment Dashboard.
Click on the various options in the Panel to the right of the chart to view further information on the option selected.
To view more detailed Navigation Tips and other useful information, click on the Help button in the panel to the right of the chart.

Contact Us

Below is an example of the Global Distress section. The Workplace Presenteeism and Workplace Absenteeism sections have similar displays.



[1. Hover over the chart to see exact data values. 2. The bars in the chart display your patients' data. 3. The line represents the data for all network clinicians and is provided to give context.]



Below is an extra functionality only available when viewing the Clinical Effectiveness section as a Group.

Optum
The Wellness Assessment Dashboard

Group Summary | Member Detail | References | Contact Us

Clinical Effectiveness

Severity Adjusted Effectiveness Score (SAES)

Clinical effectiveness is measured quarterly using a Severity Adjusted Effect Size (SAES) for change in Global Distress, the core scale of the Wellness Assessments. Clinical effectiveness can be measured for clinicians with 10 or more members for whom a minimum of two Wellness Assessments were received AND whose baseline Global Distress score was within the clinical range. For more information on the methodology, click [here](#).

Your Results as of February 16, 2021

Number of Clinical Cases	
SAES 90% Lower Confidence Limit	
SAES	
SAES 90% Upper Confidence Limit	
Optum Network Average SAES	
Your Effectiveness Designation	Meets Effectiveness Criteria

Note: For groups with a higher volume of episodes, only the most recent 88 episodes are used to determine the SAES.

To view SAES information for Providers within the Group, click [here](#).

Designation Description:
Congratulations, your SAES results demonstrate clinical effectiveness.

To learn more about how your clinical effective score influences the network tier to which you are assigned, please click [here](#).

If you are logged in as a Group, you can click the link under the table to view the corresponding ACE summary notes

Help

Navigation

- Home
- Global Distress
- Workplace Presenteeism
- Workplace Absenteeism
- Caregiver Strain
- Clinical Effectiveness**

Contact Us

[If you are logged in as a Group, you can click the link under the table to view the corresponding ACE summary data.]

Member Detail

This page allows you to see the Wellness Assessment information for each of the patients for whom you submitted a Wellness Assessment.

Member List

The screenshot displays the 'Optum The Wellness Assessment Dashboard'. At the top, there are navigation tabs: 'Group Summary', 'Member Detail', 'References', and 'Contact Us'. Below these are filter controls for 'Last Name begins With' (set to 'All'), 'Member Age' (range 2 to 102), 'Time Since Last Wellness Assessment' (set to 'All'), and '# of Episodes' (range 1 to 0). A 'Select a Member:' dropdown is present above a table. The table has columns: 'Member Name', 'Birth Date', 'Most Recent Wellness Assessment Date', and '# of Episodes'. A 'More Options' icon is in the top right of the table. To the right of the table are two red callout boxes: one labeled '1' pointing to the filter controls, and another labeled '2' pointing to the table headers. Below the table is a 'Submit a Wellness Assessment' button and a disclaimer. At the bottom left, there is a 'Contact Us' button.

1 You can filter the table by Last Name initial, Member Age, Time since Last Wellness Assessment and # of Episodes

2 You can sort the list by Member Name, Birth date, Most Recent Wellness Assessment Date, or # of Episodes by clicking the corresponding header

[1. You can filter the table by Last Name initial, Member Age, Time Since Last Wellness Assessment, and # of Episodes. 2. You can sort the list by Member Name, Birth Date, Most Recent Wellness Assessment Date, or # of Episodes by clicking the corresponding header.]



You can export data in a .xlsx or .csv file in the Member List table by hovering over the table and clicking the More Options icon in the top right corner.

The screenshot displays the 'The Wellness Assessment Dashboard' with a navigation bar containing 'Group Summary', 'Member Detail', 'References', and 'Contact Us'. Below the navigation bar are filters for 'Last Name Begins With', 'Member Age', 'Time Since Last Wellness Assessment', and '# of'. A 'More options' button is located in the top right corner of the table area. The table has columns for 'Member Name', 'Birth Date', 'Most Recent Wellness Assessment Date', and '# Episodes'. A red circle highlights the 'More options' icon (three dots) in the top right corner of the table. Below the table, there is a 'Submit a Wellness Assessment' button and a 'Click to search for a patient to access the digital Wellness Assessment form on Provider Express.' button. A footer note states: 'Wellness Assessment Dashboard contains confidential information protected by Federal and State law and is only for the specific clinician/group identified and only for treatment purposes. Access, use, or distribution of the confidential information for any other purpose is strictly prohibited.'



Click on a Member to preview their Wellness Assessment information details in the table on the panel on the right.

Optum
The Wellness Assessment Dashboard

Group Summary | Member Detail | References | Contact Us

Last Name Begins With: All | Member Age: 2 | 102 | Time Since Last Wellness Assessment: All | # of Episodes: 1 | 9

Select a Member:

Member Name	Birth Date	Most Recent Wellness Assessment Date	# of Episodes
[blurred]	[blurred]	[blurred]	[blurred]
[blurred]	[blurred]	[blurred]	[blurred]
[blurred]	[blurred]	[blurred]	[blurred]
[blurred]	[blurred]	[blurred]	[blurred]

To export the data in the table, hover over the table and click the More Options '...' icon near the top right of the table.

Submit a Wellness Assessment Click to search for a patient to access the digital Wellness Assessment form on Provider Express.

Wellness Assessment Dashboard contains confidential information protected by Federal and State law and is only for the specific clinician/group identified and only for treatment purposes. Access, use, or distribution of the confidential information for any other purpose is strictly prohibited.

Help

Member Initials | Birth Date

Episode

Episode Sequence	Start Date	# of WA
[blurred]	[blurred]	[blurred]

Member List

Access Member Progress Report

Click the Access Member Progress Report button to view all Episode details.



Click Access Member Progress Report to view their Wellness Assessment information in greater detail.

The screenshot displays the Optum Wellness Assessment Dashboard. At the top, there are navigation tabs for 'Group Summary', 'Member Detail', 'References', and 'Contact Us'. Below these are filters for 'Last Name Begins With', 'Member Age', 'Time Since Last Wellness Assessment', and '# of Episodes'. A table titled 'Select a Member:' lists members with columns for 'Member Name', 'Birth Date', 'Most Recent Wellness Assessment Date', and '# of Episodes'. A red arrow points from the table to a sidebar on the right. In the sidebar, under the 'Member List' section, the 'Access Member Progress Report' button is circled in red. Below this button is a note: 'Click the Access Member Progress Report button to view all Episode details.' At the bottom of the dashboard, there is a 'Submit a Wellness Assessment' button and a disclaimer: 'Wellness Assessment Dashboard contains confidential information protected by Federal and State law and is only for the specific clinician/group identified and only for treatment purposes. Access, use, or distribution of the confidential information for any other purpose is strictly prohibited.'



Member Progress Report

Follow the prompt to select a Wellness Assessment Episode Sequence from the table on the panel on the right to populate the report. If there is only one Episode with more than one Wellness Assessment, the Episode is automatically selected.

The screenshot displays the Optum Wellness Assessment Dashboard. At the top, there are navigation tabs: Group Summary, Member Detail (selected), References, and Contact Us. The main heading is "Progress Report". Below this is a large empty box with the text: "Please select an Wellness Assessment Sequence from the table on the right." To the right of this box is a sidebar containing a table with the following data:

Episode Sequence	Start Date	# of WA
2		1
1		1

A red arrow points to the 'Episode Sequence' column of this table. Below the table are several buttons: Member List, Progress Report, Notification, List of Wellness Assessments, Wellness Assessment Detail, Select a Progress Report, Global Distress, Workplace Presenteeism, Workplace Absenteeism, Health Status, and Caregiver Strain. At the bottom of the dashboard, there is a footer with a "Contact Us" button and a disclaimer: "Wellness Assessment Dashboard contains confidential information protected by Federal and State law and is only for the specific clinician/group identified and only for treatment purposes. Access, use, or distribution of the confidential information for any other purpose is strictly prohibited."



Below is a populated report.

Optum
The Wellness Assessment Dashboard

Group Summary | Member Detail | References | Contact Us

Progress Report

Global Distress vs. Predicted

Global Distress Severity

15
10
5
0

Actual
Predicted

The Last Global Distress response was not provided on the Last Wellness Assessment on 06/22/2020.

First Score	Last Score	Days

Member List
Progress Report
Notification
List of Wellness Assessments
Wellness Assessment Detail
Select a Progress Report
Global Distress
Workplace Presenteeism
Workplace Absenteeism
Health Status
Caregiver Strain

Wellness Assessment Dashboard contains confidential information protected by Federal and State law and is only for the specific clinician/group identified and only for treatment purposes. Access, use, or distribution of the confidential information for any other purpose is strictly prohibited.

[This panel is only available when Progress Report is selected.]

All the tables in Notification and List of Wellness Assessments can be sorted by clicking on the header you wish to sort by.

The data in the tables in the Notification, List of Wellness Assessments, and Wellness Assessment Detail pages can all be exported as a .xlsx or .csv file by hovering over the table and clicking the “...” More Options icon that pops up in the top right.

Below is the Wellness Assessment Detail section.

[1. Respondent relationship to child only shows for Wellness Assessments for members who are youths.]

[If there are many Wellness Assessments, a horizontal scroll bar will appear and allow you to view responses from different assessment dates.]



References

This page provides links to resources you may find helpful.



The Wellness Assessment Dashboard

Clinician/Group Summary

Member Detail

References

Contact Us

Reference Library

Wellness Assessment Dashboard help, please [Click here](#)

Frequently Asked Questions (FAQs)

Wellness Assessment Dashboard [Click here](#)

Wellness Assessment [Click here](#)

Wellness Assessment

Scoring Guide [Click here](#)

Psychometric Findings

Adult Wellness Assessment Validity Study FAQ [Click here](#)

Additional Papers

The Role of Patient Reported Outcomes [Click here](#)



Contact Us

This page provides information on how to contact the Wellness Assessment Dashboard Online team.

Optum
The Wellness Assessment Dashboard
Clinician Summary Member Detail References Contact Us

Contact Us

Before contacting us, we recommend you review the Wellness Assessment Dashboard [Frequently Asked Questions](#) to see if your questions can be addressed there.
If you still have questions, issues, or comments regarding Wellness Assessment Dashboard, please submit a message to <mailto:alertonline@optumhealth.com>